

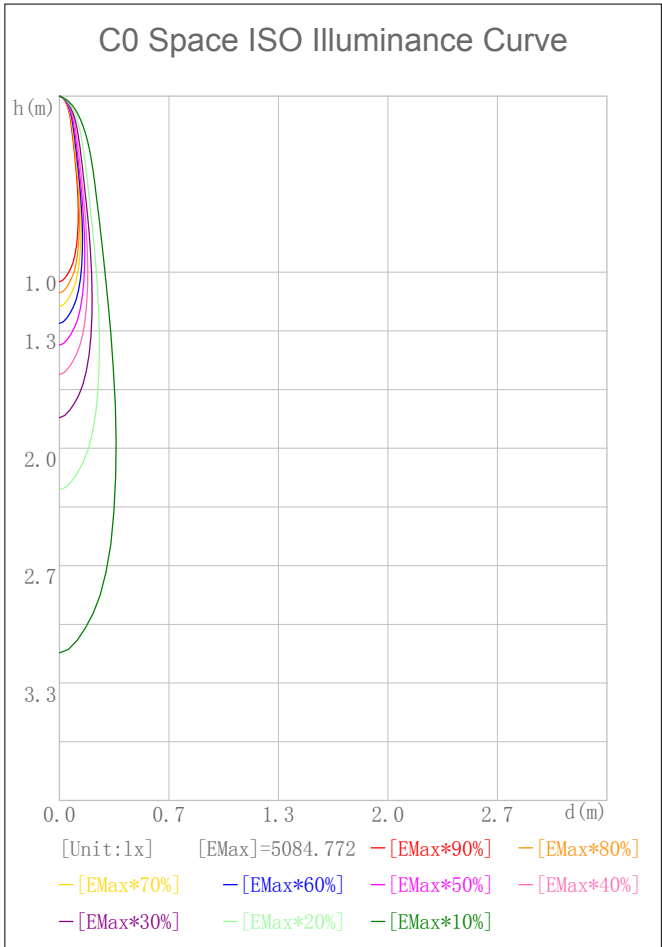
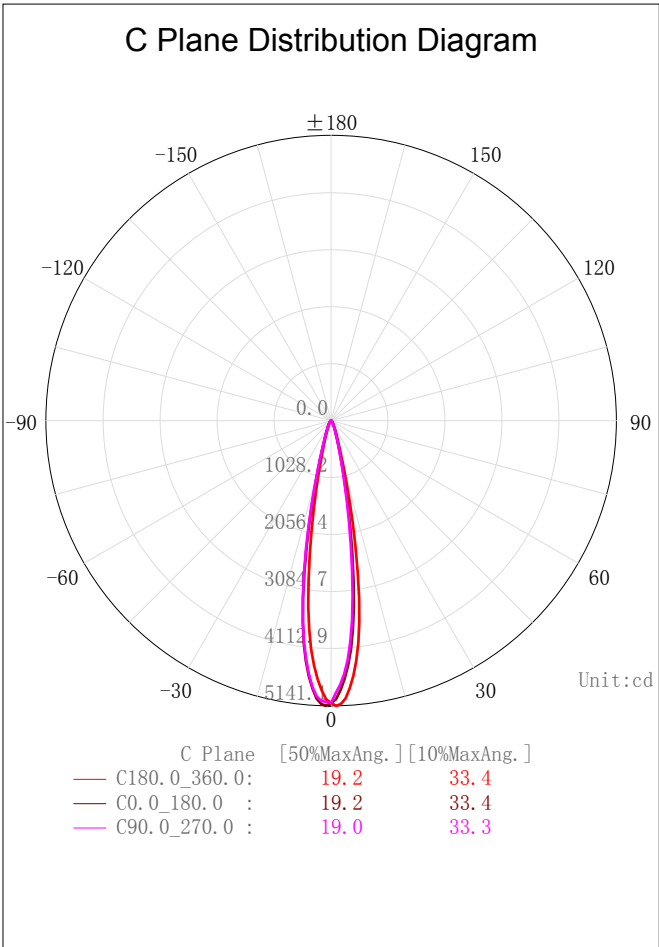
Indoor Luminaire Photometric Data

Description Information

Luminary Name:WL02-09-XX-01 3000K RA90 24D		Lum. Catalog:	Test ID: 01
Lamp Name:		Lamp Catalog: LED	Test Date: 2021/10/27
Manufacture: Shenzhen Norming Lighting Co., Ltd		Shld.Ang(°):	Test Machine:GON-2000
Test Lab: Quality Department		Frequency (Hz):	Lamp CCT (K): Ra:
Lum. Size (W*L*H):0.076m*0.076m*0.000m		Lum. Area (m2):0.005	Lum. W (kg): 0.000
Test System: C, γ	Test Step: C=90.0 γ=1.0	Temp. (°C): 25	Humidity(%): 50.0

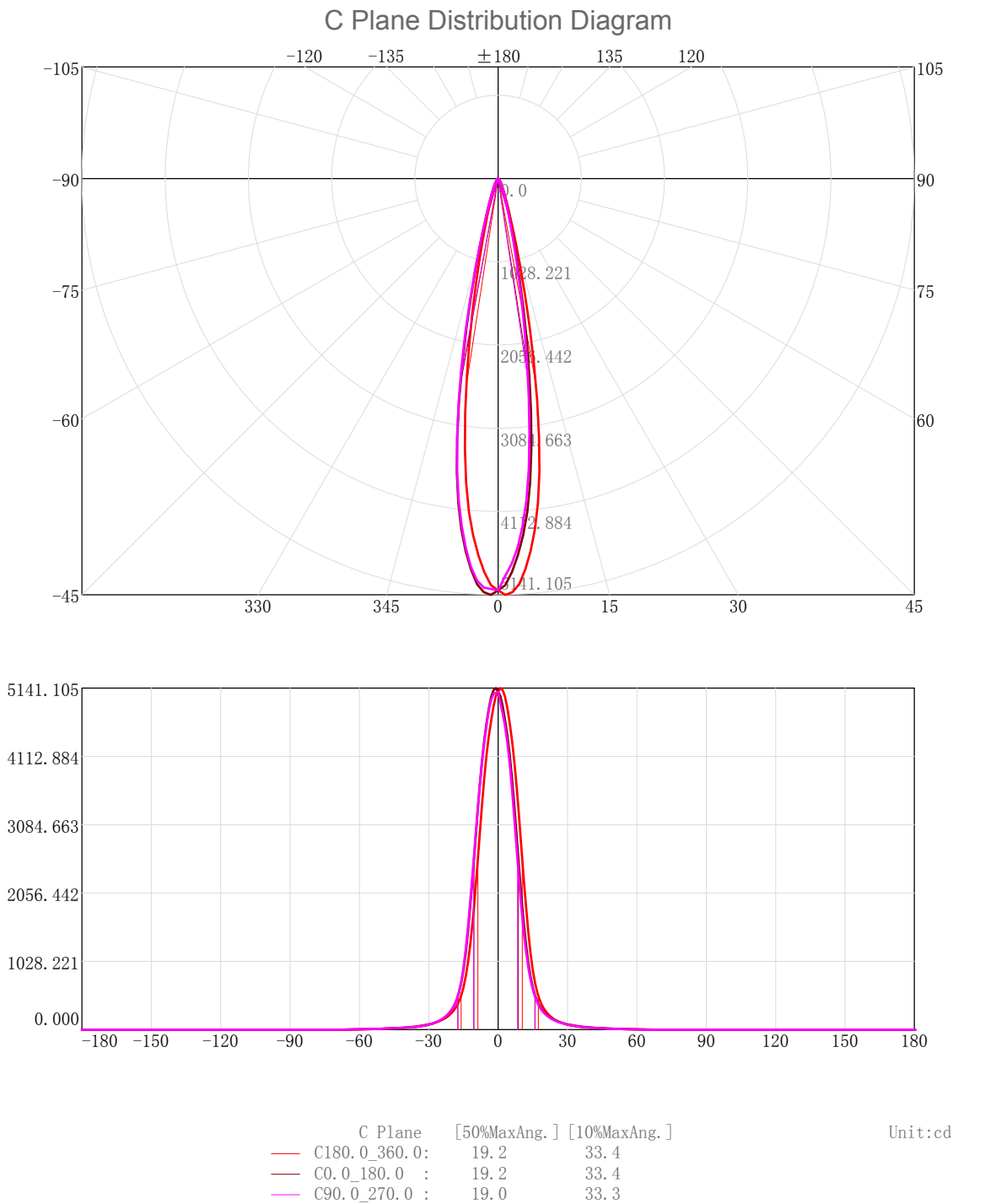
Character Parameter

Lamp Speciality Parameter		Luminaire Speciality Parameter	
Rated Flux(lm): 717.790	Luminary Flux(lm): 717.792	Field Angle(10%Imax): 33.4(°)	
Rated Power(W):	Luminary Efficiency: 100.00%	Down Lumens&Percent: 717.792lm 100.00%	
Rated Voltage(V):	Luminary EER(lm/W): 81.161	Up Lumens&Percent: 0.000lm 0.00%	
Tested Power(W): 8.844	Max. Candela(cd): 5141.105	S/MH: C0_a180=0.332 C90_270=0.327	
Lamps' Inside: 1	Max Cand@Ang. (°): C=180.0 γ=1.0	CIE Type: Semi-Direct	
Tested Electrics (V, A, pf):241.1, 0.040, 0.899	Beam Angle(50%Imax): 19.2(°)	ErP ϕ use(90°): 696.339lm	
Lamp Size (W*L*H):0.076m*0.076m*0.000m	Left=-8.8°, Right=10.4°	IRF(%): 1570.656	



2D Plane Light Intensity Distribution Curve

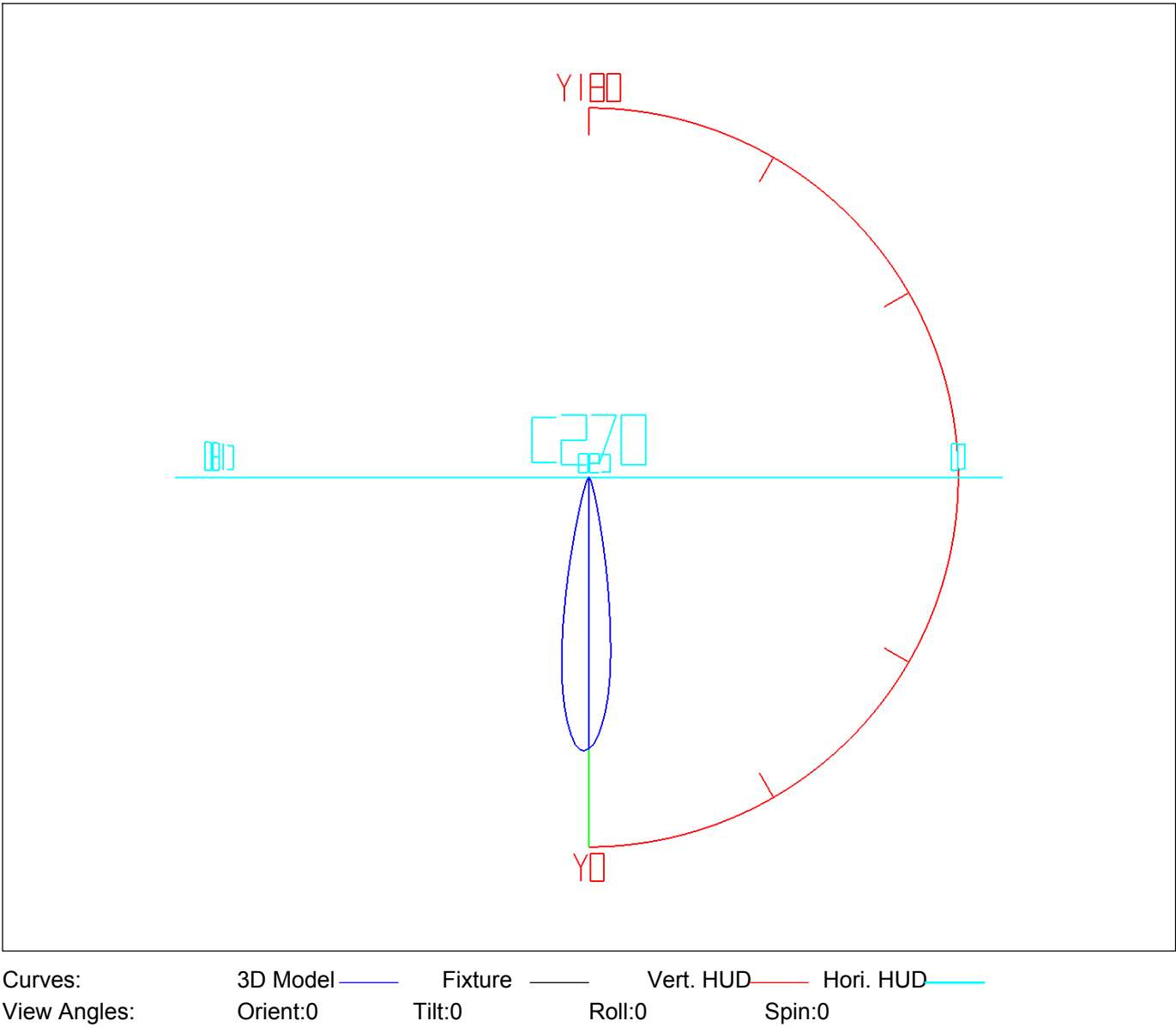
Lum. Name: WL02-09-XX-01 3000K RA90 24D	Lum. Catalog:	Test ID: 01
Lamp Name:	Lamp Catalog: LED	Test Lab: Quality Department
Manufacture: Shenzhen Norming Lighting Co., Ltd	Test Machine:GON-2000	Test Date: 2021/10/27



3D Light Intensity Distribution Modal

Lum. Name: WL02-09-XX-01 3000K RA90 24D	Lum. Catelog:	Test ID: 01
Lamp Name:	Lamp Catelog: LED	Test Lab: Quality Department
Manufacture: Shenzhen Norming Lighting Co., Ltd	Test Machine:GON-2000	Test Date: 2021/10/27

3D Light Intensity Distribution Modal



IES Indoor Report

Photometric Filename:WL02-09-XX-01 3000K RA90 24D.IES

Zonal Flux Tabulation

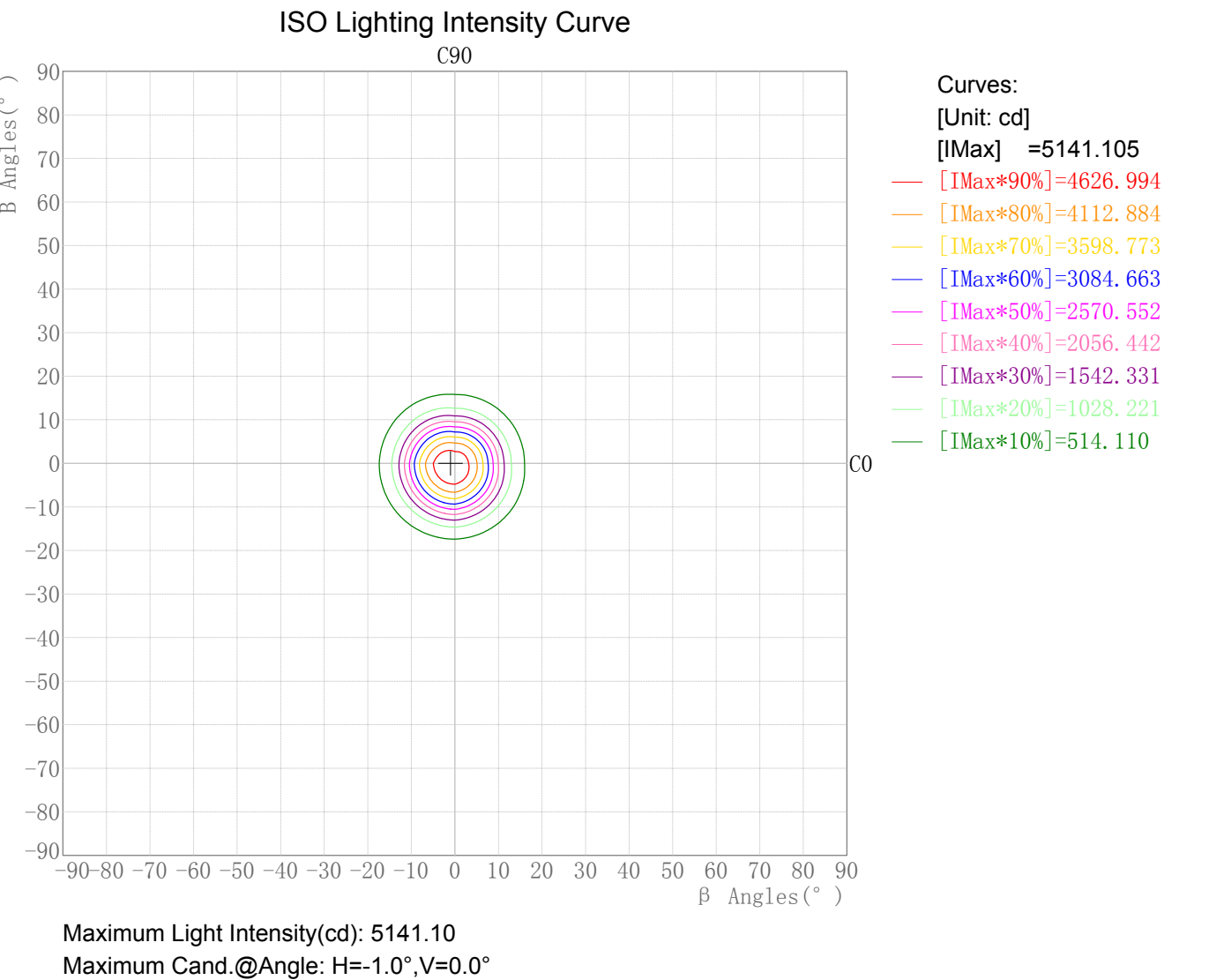
Zone(γ)	Zone Flux (lm)	Sums Flux (lm)	Zone%Lamp	Sums%Lamp	Zone(γ)	Zone Flux (lm)	Sums Flux (lm)	Zone%Lamp	Sums%Lamp
0.0-1.0	4.84	4.84	0.67	0.67	47.0-48.0	1.44	704.46	0.20	98.14
1.0-2.0	14.33	19.17	2.00	2.67	48.0-49.0	1.35	705.81	0.19	98.33
2.0-3.0	23.32	42.49	3.25	5.92	49.0-50.0	1.26	707.07	0.18	98.51
3.0-4.0	31.45	73.94	4.38	10.30	50.0-51.0	1.17	708.24	0.16	98.67
4.0-5.0	38.40	112.34	5.35	15.65	51.0-52.0	1.09	709.33	0.15	98.82
5.0-6.0	43.85	156.19	6.11	21.76	52.0-53.0	1.01	710.34	0.14	98.96
6.0-7.0	47.53	203.72	6.62	28.38	53.0-54.0	0.94	711.28	0.13	99.09
7.0-8.0	49.26	252.98	6.86	35.24	54.0-55.0	0.86	712.14	0.12	99.21
8.0-9.0	48.95	301.93	6.82	42.06	55.0-56.0	0.80	712.94	0.11	99.32
9.0-10.0	46.82	348.75	6.52	48.59	56.0-57.0	0.73	713.67	0.10	99.43
10.0-11.0	43.25	392.00	6.02	54.61	57.0-58.0	0.67	714.34	0.09	99.52
11.0-12.0	38.63	430.62	5.38	59.99	58.0-59.0	0.60	714.95	0.08	99.60
12.0-13.0	33.52	464.14	4.67	64.66	59.0-60.0	0.54	715.49	0.08	99.68
13.0-14.0	28.48	492.63	3.97	68.63	60.0-61.0	0.48	715.97	0.07	99.75
14.0-15.0	23.92	516.55	3.33	71.96	61.0-62.0	0.42	716.39	0.06	99.80
15.0-16.0	20.05	536.60	2.79	74.76	62.0-63.0	0.36	716.75	0.05	99.86
16.0-17.0	16.96	553.56	2.36	77.12	63.0-64.0	0.30	717.05	0.04	99.90
17.0-18.0	14.54	568.10	2.03	79.15	64.0-65.0	0.24	717.30	0.03	99.93
18.0-19.0	12.64	580.74	1.76	80.91	65.0-66.0	0.19	717.48	0.03	99.96
19.0-20.0	11.13	591.86	1.55	82.46	66.0-67.0	0.14	717.62	0.02	99.98
20.0-21.0	9.91	601.77	1.38	83.84	67.0-68.0	0.09	717.71	0.01	99.99
21.0-22.0	8.91	610.68	1.24	85.08	68.0-69.0	0.05	717.76	0.01	100.00
22.0-23.0	8.06	618.74	1.12	86.20	69.0-70.0	0.02	717.79	0.00	100.00
23.0-24.0	7.33	626.07	1.02	87.22	70.0-71.0	0.01	717.79	0.00	100.00
24.0-25.0	6.70	632.77	0.93	88.16	71.0-72.0	0.00	717.79	0.00	100.00
25.0-26.0	6.14	638.92	0.86	89.01	72.0-73.0	0.00	717.79	0.00	100.00
26.0-27.0	5.65	644.56	0.79	89.80	73.0-74.0	0.00	717.79	0.00	100.00
27.0-28.0	5.20	649.77	0.72	90.52	74.0-75.0	0.00	717.79	0.00	100.00
28.0-29.0	4.81	654.58	0.67	91.19	75.0-76.0	0.00	717.79	0.00	100.00
29.0-30.0	4.45	659.03	0.62	91.81	76.0-77.0	0.00	717.79	0.00	100.00
30.0-31.0	4.13	663.16	0.58	92.39	77.0-78.0	0.00	717.79	0.00	100.00
31.0-32.0	3.84	667.00	0.54	92.92	78.0-79.0	0.00	717.79	0.00	100.00
32.0-33.0	3.58	670.59	0.50	93.42	79.0-80.0	0.00	717.79	0.00	100.00
33.0-34.0	3.34	673.93	0.47	93.89	80.0-81.0	0.00	717.79	0.00	100.00
34.0-35.0	3.13	677.05	0.44	94.32	81.0-82.0	0.00	717.79	0.00	100.00
35.0-36.0	2.93	679.99	0.41	94.73	82.0-83.0	0.00	717.79	0.00	100.00
36.0-37.0	2.76	682.75	0.38	95.12	83.0-84.0	0.00	717.79	0.00	100.00
37.0-38.0	2.60	685.34	0.36	95.48	84.0-85.0	0.00	717.79	0.00	100.00
38.0-39.0	2.45	687.79	0.34	95.82	85.0-86.0	0.00	717.79	0.00	100.00
39.0-40.0	2.31	690.10	0.32	96.14	86.0-87.0	0.00	717.79	0.00	100.00
40.0-41.0	2.18	692.28	0.30	96.45	87.0-88.0	0.00	717.79	0.00	100.00
41.0-42.0	2.06	694.34	0.29	96.73	88.0-89.0	0.00	717.79	0.00	100.00
42.0-43.0	1.95	696.29	0.27	97.00	89.0-90.0	0.00	717.79	0.00	100.00
43.0-44.0	1.84	698.12	0.26	97.26	90.0-91.0	0.00	717.79	0.00	100.00
44.0-45.0	1.73	699.86	0.24	97.50	91.0-92.0	0.00	717.79	0.00	100.00
45.0-46.0	1.63	701.49	0.23	97.73	92.0-93.0	0.00	717.79	0.00	100.00
46.0-47.0	1.53	703.02	0.21	97.94	93.0-94.0	0.00	717.79	0.00	100.00

Zonal Flux Tabulation - (Cont.)

Zone(γ)	Zone Flux (lm)	Sums Flux (lm)	Zone%Lamp	Sums%Lamp	Zone(γ)	Zone Flux (lm)	Sums Flux (lm)	Zone%Lamp	Sums%Lamp
94.0-95.0	0.00	717.79	0.00	100.00	141.0-142.0	0.00	717.79	0.00	100.00
95.0-96.0	0.00	717.79	0.00	100.00	142.0-143.0	0.00	717.79	0.00	100.00
96.0-97.0	0.00	717.79	0.00	100.00	143.0-144.0	0.00	717.79	0.00	100.00
97.0-98.0	0.00	717.79	0.00	100.00	144.0-145.0	0.00	717.79	0.00	100.00
98.0-99.0	0.00	717.79	0.00	100.00	145.0-146.0	0.00	717.79	0.00	100.00
99.0-100.0	0.00	717.79	0.00	100.00	146.0-147.0	0.00	717.79	0.00	100.00
100.0-101.0	0.00	717.79	0.00	100.00	147.0-148.0	0.00	717.79	0.00	100.00
101.0-102.0	0.00	717.79	0.00	100.00	148.0-149.0	0.00	717.79	0.00	100.00
102.0-103.0	0.00	717.79	0.00	100.00	149.0-150.0	0.00	717.79	0.00	100.00
103.0-104.0	0.00	717.79	0.00	100.00	150.0-151.0	0.00	717.79	0.00	100.00
104.0-105.0	0.00	717.79	0.00	100.00	151.0-152.0	0.00	717.79	0.00	100.00
105.0-106.0	0.00	717.79	0.00	100.00	152.0-153.0	0.00	717.79	0.00	100.00
106.0-107.0	0.00	717.79	0.00	100.00	153.0-154.0	0.00	717.79	0.00	100.00
107.0-108.0	0.00	717.79	0.00	100.00	154.0-155.0	0.00	717.79	0.00	100.00
108.0-109.0	0.00	717.79	0.00	100.00	155.0-156.0	0.00	717.79	0.00	100.00
109.0-110.0	0.00	717.79	0.00	100.00	156.0-157.0	0.00	717.79	0.00	100.00
110.0-111.0	0.00	717.79	0.00	100.00	157.0-158.0	0.00	717.79	0.00	100.00
111.0-112.0	0.00	717.79	0.00	100.00	158.0-159.0	0.00	717.79	0.00	100.00
112.0-113.0	0.00	717.79	0.00	100.00	159.0-160.0	0.00	717.79	0.00	100.00
113.0-114.0	0.00	717.79	0.00	100.00	160.0-161.0	0.00	717.79	0.00	100.00
114.0-115.0	0.00	717.79	0.00	100.00	161.0-162.0	0.00	717.79	0.00	100.00
115.0-116.0	0.00	717.79	0.00	100.00	162.0-163.0	0.00	717.79	0.00	100.00
116.0-117.0	0.00	717.79	0.00	100.00	163.0-164.0	0.00	717.79	0.00	100.00
117.0-118.0	0.00	717.79	0.00	100.00	164.0-165.0	0.00	717.79	0.00	100.00
118.0-119.0	0.00	717.79	0.00	100.00	165.0-166.0	0.00	717.79	0.00	100.00
119.0-120.0	0.00	717.79	0.00	100.00	166.0-167.0	0.00	717.79	0.00	100.00
120.0-121.0	0.00	717.79	0.00	100.00	167.0-168.0	0.00	717.79	0.00	100.00
121.0-122.0	0.00	717.79	0.00	100.00	168.0-169.0	0.00	717.79	0.00	100.00
122.0-123.0	0.00	717.79	0.00	100.00	169.0-170.0	0.00	717.79	0.00	100.00
123.0-124.0	0.00	717.79	0.00	100.00	170.0-171.0	0.00	717.79	0.00	100.00
124.0-125.0	0.00	717.79	0.00	100.00	171.0-172.0	0.00	717.79	0.00	100.00
125.0-126.0	0.00	717.79	0.00	100.00	172.0-173.0	0.00	717.79	0.00	100.00
126.0-127.0	0.00	717.79	0.00	100.00	173.0-174.0	0.00	717.79	0.00	100.00
127.0-128.0	0.00	717.79	0.00	100.00	174.0-175.0	0.00	717.79	0.00	100.00
128.0-129.0	0.00	717.79	0.00	100.00	175.0-176.0	0.00	717.79	0.00	100.00
129.0-130.0	0.00	717.79	0.00	100.00	176.0-177.0	0.00	717.79	0.00	100.00
130.0-131.0	0.00	717.79	0.00	100.00	177.0-178.0	0.00	717.79	0.00	100.00
131.0-132.0	0.00	717.79	0.00	100.00	178.0-179.0	0.00	717.79	0.00	100.00
132.0-133.0	0.00	717.79	0.00	100.00	179.0-180.0	0.00	717.79	0.00	100.00
133.0-134.0	0.00	717.79	0.00	100.00					
134.0-135.0	0.00	717.79	0.00	100.00					
135.0-136.0	0.00	717.79	0.00	100.00					
136.0-137.0	0.00	717.79	0.00	100.00					
137.0-138.0	0.00	717.79	0.00	100.00					
138.0-139.0	0.00	717.79	0.00	100.00					
139.0-140.0	0.00	717.79	0.00	100.00					
140.0-141.0	0.00	717.79	0.00	100.00					

Rectangle ISO Lighting Intensity Diagram

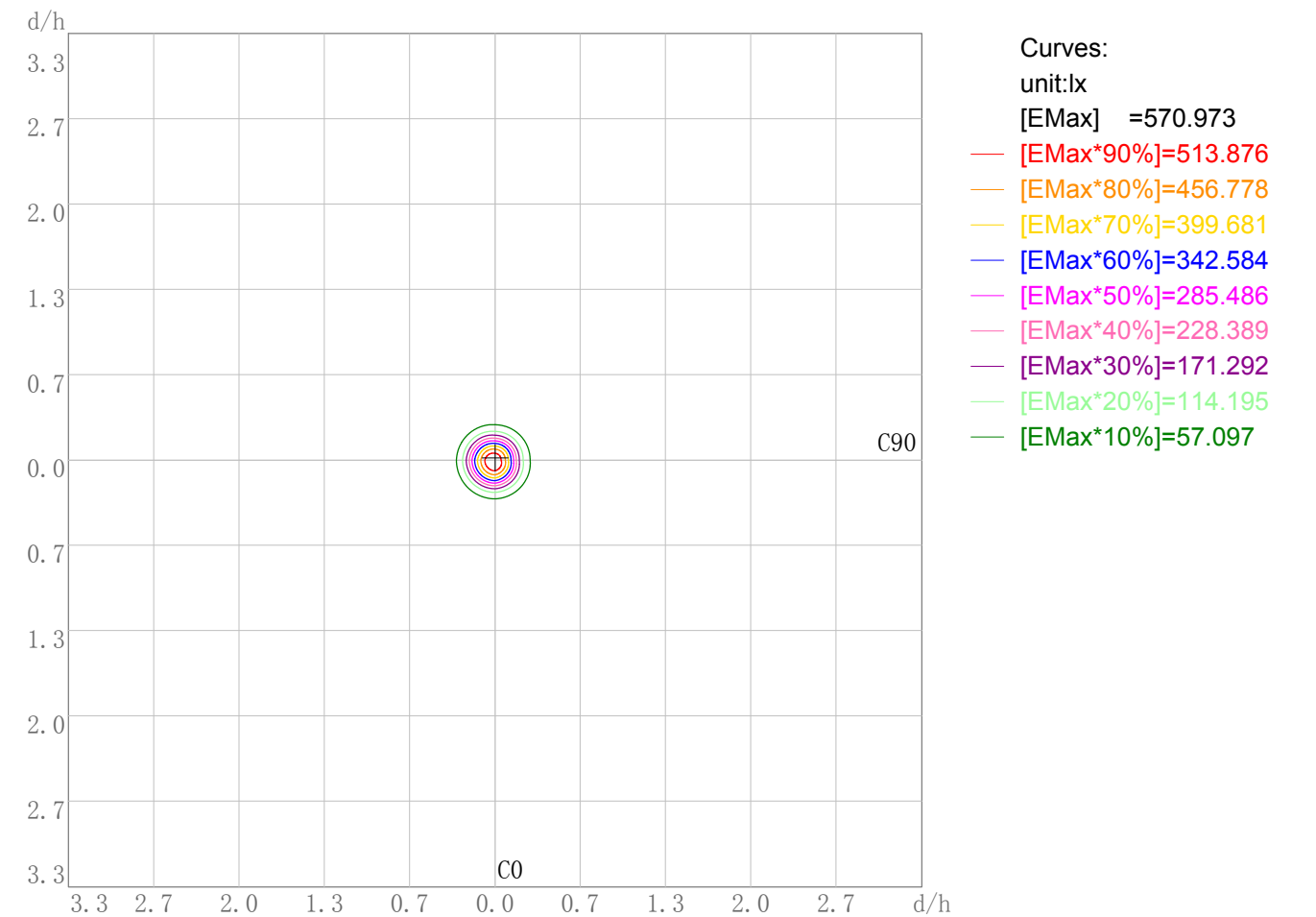
Lum. Name: WL02-09-XX-01 3000K RA90 24D	Lum. Catalog:	Test ID: 01
Lamp Name:	Lamp Catalog: LED	Test Lab: Quality Department
Manufacture: Shenzhen Norming Lighting Co., Ltd	Test Machine:GON-2000	Test Date: 2021/10/27



Plane ISO-Illuminance Diagram

Lum. Name: WL02-09-XX-01 3000K RA90 24D	Lum. Catalog:	Test ID: 01
Lamp Name:	Lamp Catalog: LED	Test Lab: Quality Department
Manufacture: Shenzhen Norming Lighting Co., Ltd	Test Machine:GON-2000	Test Date: 2021/10/27

Plane ISO-Illuminance Curve



Working Plane Luminaire Mounting Height(m): 3.00

Working Plane Maximum Illuminance(lx): 570.97

Working Plane Maximum Illuminance Position(d/h):H0.0 V-0.0

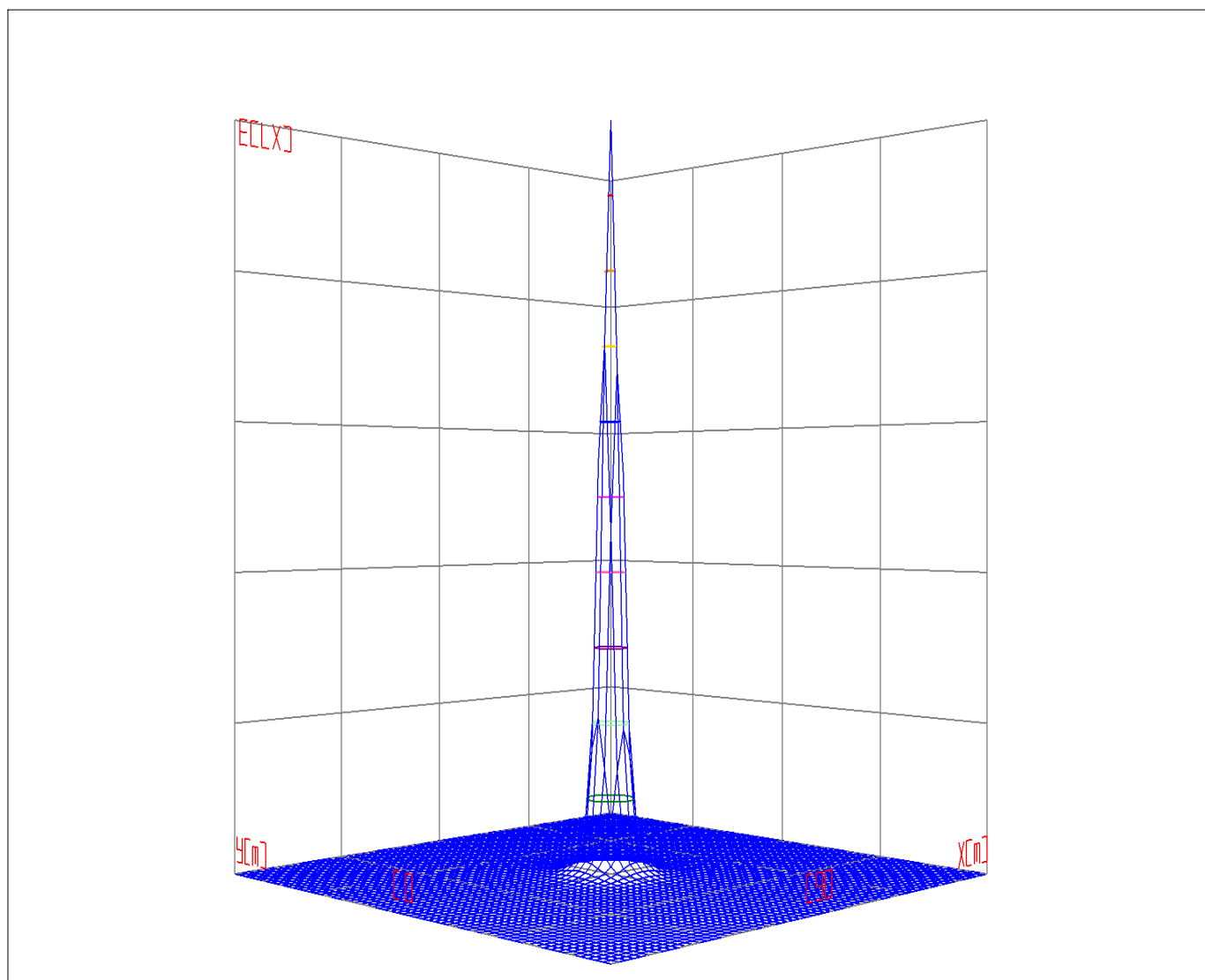
IES Indoor Report

Photometric Filename:WL02-09-XX-01 3000K RA90 24D.IES

3D Plane ISO Illuminance Diagram

Lum. Name: WL02-09-XX-01 3000K RA90 24D	Lum. Catalog:	Test ID: 01
Lamp Name:	Lamp Catalog: LED	Test Lab: Quality Department
Manufacture: Shenzhen Norming Lighting Co., Ltd	Test Machine:GON-2000	Test Date: 2021/10/27

3D Plane Illuminance Modal

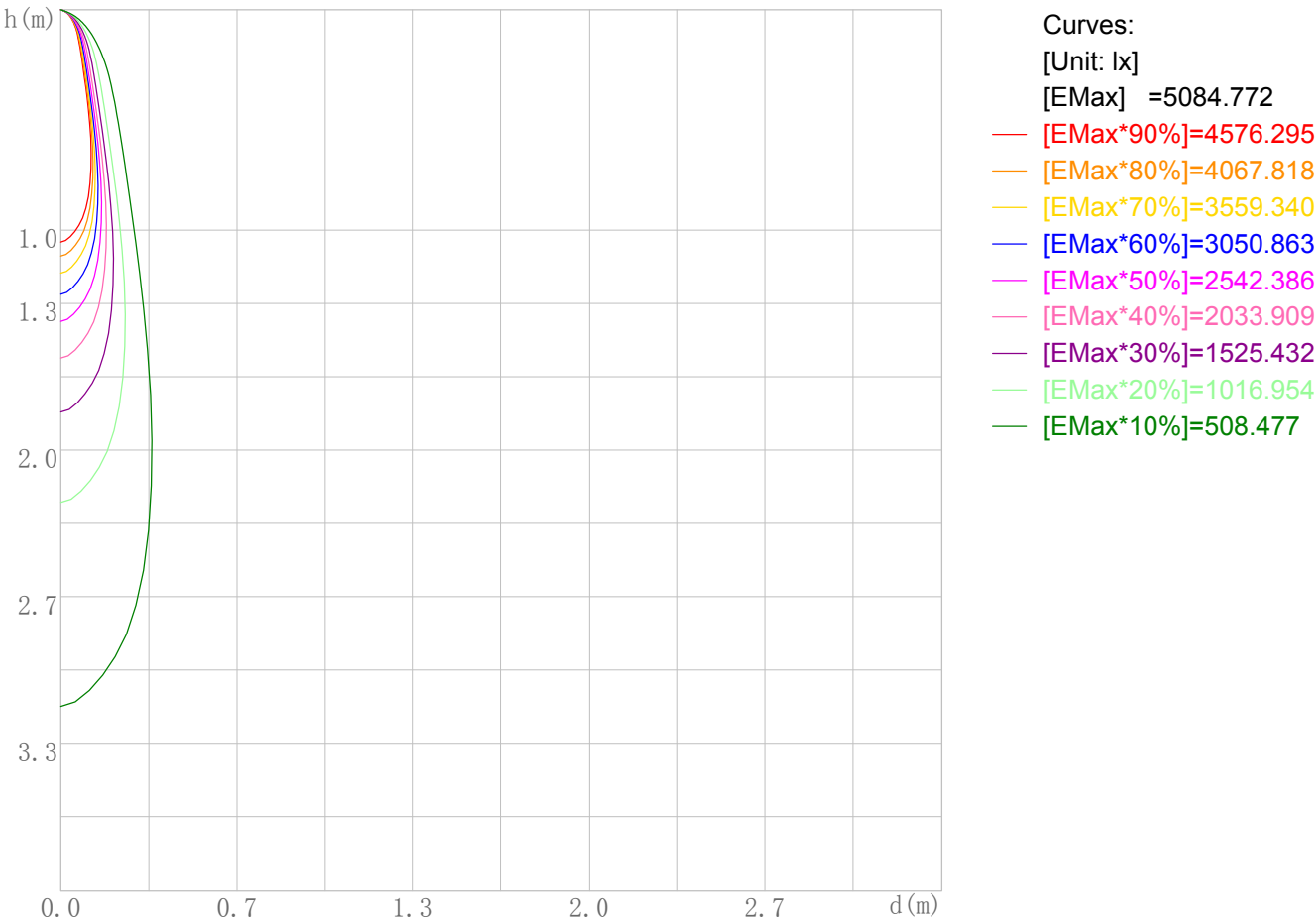


Curves: 3D Model — 90% — 80% — 70% — 60% — 50% — 40% — 30% — 20% — 10% —
View Angles(deg): 0 Height(m): 3.0 Distance(m): 10.0

Space ISO Illuminance Diagram

Lum. Name: WL02-09-XX-01 3000K RA90 24D	Lum. Catelog:	Test ID: 01
Lamp Name:	Lamp Catelog: LED	Test Lab: Quality Department
Manufacture: Shenzhen Norming Lighting Co., Ltd	Test Machine:GON-2000	Test Date: 2021/10/27

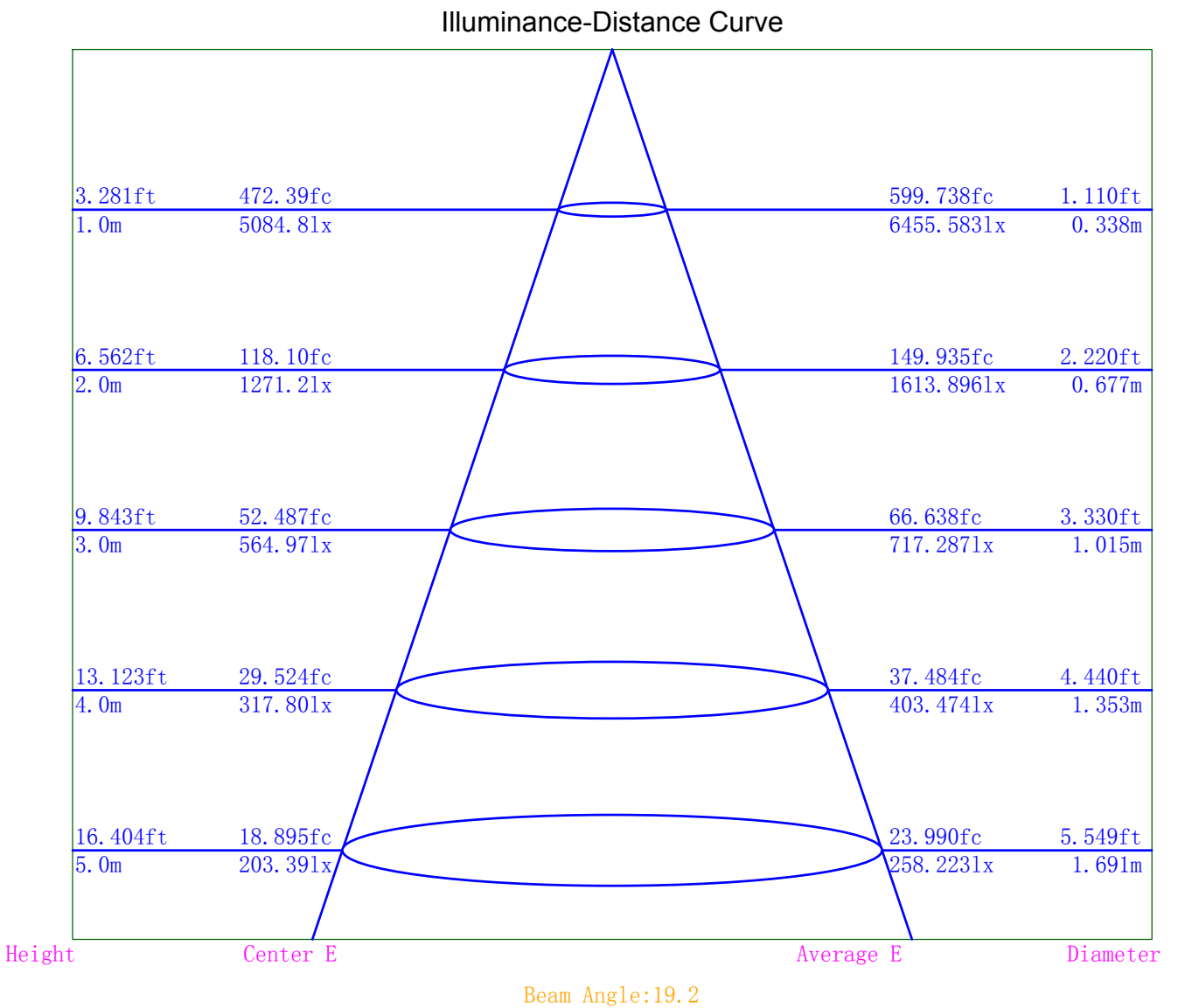
Space ISO Illuminance Curve



Space Plane Maximum Illuminance and @Angle:5084.77lx,0.0deg
Plane Maximum Lighting Intensity and @Angle:5084.772cd,0deg

Illuminance-Distance Diagram

Lum. Name: WL02-09-XX-01 3000K RA90 24D	Lum. Catalog:	Test ID: 01
Lamp Name:	Lamp Catalog: LED	Test Lab: Quality Department
Manufacture: Shenzhen Norming Lighting Co., Ltd	Test Machine:GON-2000	Test Date: 2021/10/27



Indoor Luminance Limiting Curves

Lum. Name: WL02-09-XX-01 3000K RA90 24D	Lum. Catalog:	Test ID: 01
Lamp Name:	Lamp Catalog: LED	Test Lab: Quality Department
Manufacture: Shenzhen Norming Lighting Co., Ltd	Test Machine:GON-2000	Test Date: 2021/10/27

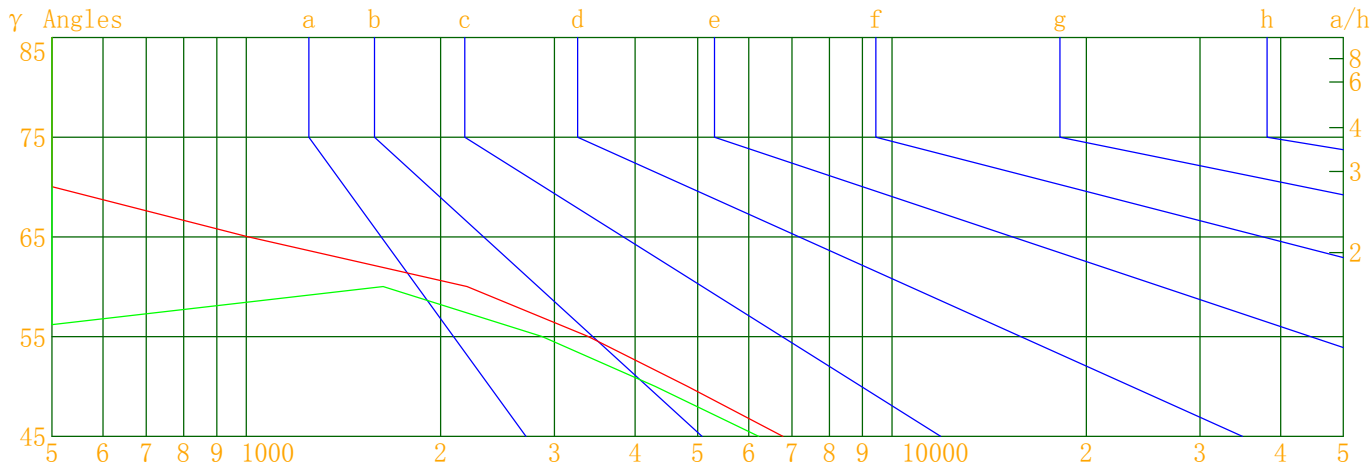
Glare Grade Table

GI	Quality	Using Illuminance							
1.15	A	2000	1000	500	<=300				
1.5	B		2000	1000	500	<=300			
1.85	C			2000	1000	500	<=300		
2.2	D				2000	1000	500	<=300	
2.55	E	a				2000	1000	500	<=300
			b	c	d	e	f	g	h

Luminance Table

Gama(deg)	45	50	55	60	65	70	75	80	85
C0	6775	4824	3385	2197	1004	0	0	0	0
C90	6215	4299	2870	1629	349	0	0	0	0

Luminance Limiting Curve



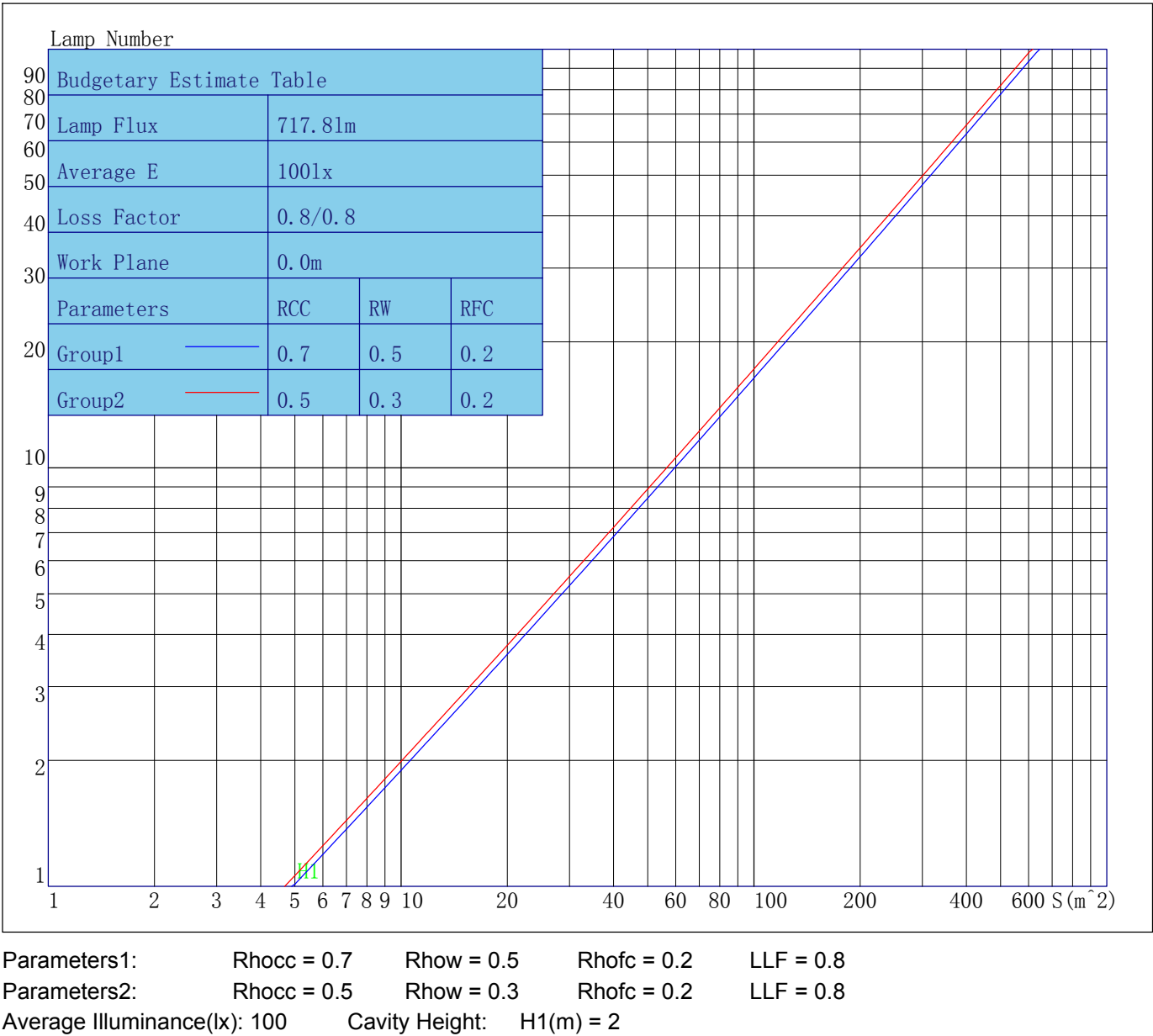
Luminous Size: Length(m)=-0.076 Width(m)=-0.076 Height(m)=0.000 Area(m^2)=0.004536

Luminous Type: Without Luminous Side

Luminous Curves: C0-C180 Color: — C90-C270 Color: —

Indoor Budgetary Estimate Table

Lum. Name: WL02-09-XX-01 3000K RA90 24D	Lum. Catalog:	Test ID: 01
Lamp Name:	Lamp Catalog: LED	Test Lab: Quality Department
Manufacture: Shenzhen Norming Lighting Co., Ltd	Test Machine:GON-2000	Test Date: 2021/10/27



Indoor Coefficient of Utilization Table

Lum. Name: WL02-09-XX-01 3000K RA90 24D	Lum. Catelog:	Test ID: 01
Lamp Name:	Lamp Catelog: LED	Test Lab: Quality Department
Manufacture: Shenzhen Norming Lighting Co., Ltd	Test Machine:GON-2000	Test Date: 2021/10/27

Coefficients of Utilization - Zonal Cavity Method																		
Coef.	Effective Floor Cavity Reflectance RFC=0.20																	
RhoCC (%)	80				70				50			30			10			0
RhoW (%)	70	50	30	10	70	50	30	10	50	30	10	50	30	10	50	30	10	0
RCR	Coefficient of Utilization(%)																	
0	119	119	119	119	116	116	116	116	111	111	111	106	106	106	102	102	102	100
1	115	113	111	110	113	111	109	108	107	106	105	103	102	102	100	99	99	97
2	112	108	105	103	110	106	104	102	103	101	100	101	99	97	98	97	95	94
3	108	104	100	98	107	103	99	97	100	98	95	98	96	94	96	94	93	91
4	105	100	96	93	104	99	96	93	97	94	92	95	93	91	94	92	90	89
5	102	97	93	90	101	96	92	90	94	91	89	93	90	88	92	89	87	86
6	100	94	90	87	99	93	90	87	92	89	86	91	88	86	90	87	85	84
7	97	91	87	85	96	91	87	84	90	86	84	89	86	84	88	85	83	82
8	95	89	85	82	94	88	85	82	88	84	82	87	84	82	86	83	81	81
9	93	87	83	80	92	86	83	80	86	82	80	85	82	80	84	82	80	79
10	91	85	81	79	90	85	81	79	84	81	78	83	80	78	83	80	78	77

Unified Glare Rating Table

Lum. Name: WL02-09-XX-01 3000K RA90 24D	Lum. Catalog:	Test ID: 01
Lamp Name:	Lamp Catalog: LED	Test Lab: Quality Department
Manufacture: Shenzhen Norming Lighting Co., Ltd	Test Machine:GON-2000	Test Date: 2021/10/27

Unified Glare Rating Table

Ceiling RCC	0.70	0.70	0.50	0.50	0.30	0.70	0.70	0.50	0.50	0.30
Wall RW	0.50	0.30	0.50	0.30	0.30	0.50	0.30	0.50	0.30	0.30
Floor RFC	0.20	0.20	0.20	0.20	0.20	0.20	0.20	0.20	0.20	0.20
Room Size	Vewed crosswise					Vewed endwise				
X=2H Y=2H	10.4	11.4	10.8	11.7	12.0	9.9	10.8	10.3	11.1	11.5
	10.3	11.1	10.7	11.4	11.8	9.7	10.5	10.1	10.9	11.2
	10.2	10.9	10.6	11.3	11.7	9.6	10.3	10.0	10.7	11.1
	10.0	10.7	10.5	11.1	11.5	9.5	10.2	9.9	10.5	10.9
	10.0	10.6	10.4	11.0	11.4	9.4	10.1	9.8	10.5	10.9
	9.9	10.5	10.4	10.9	11.4	9.3	10.0	9.8	10.4	10.8
X=4H Y=2H	10.3	11.1	10.7	11.4	11.8	9.7	10.5	10.1	10.8	11.2
	10.1	10.7	10.5	11.1	11.5	9.5	10.1	9.9	10.5	11.0
	10.0	10.5	10.4	11.0	11.4	9.4	9.9	9.8	10.4	10.8
	9.9	10.3	10.3	10.8	11.3	9.3	9.7	9.7	10.2	10.7
	9.8	10.2	10.3	10.7	11.2	9.2	9.6	9.7	10.1	10.6
	9.7	10.1	10.2	10.6	11.1	9.1	9.5	9.6	10.0	10.5
X=8H Y=4H	9.8	10.2	10.3	10.7	11.2	9.2	9.6	9.7	10.1	10.6
	9.7	10.0	10.2	10.5	11.0	9.1	9.4	9.6	9.9	10.4
	9.6	9.9	10.1	10.4	10.9	9.0	9.3	9.5	9.8	10.3
	9.5	9.8	10.0	10.3	10.9	8.9	9.2	9.5	9.7	10.3
X=12H Y=4H	9.7	10.1	10.2	10.6	11.1	9.1	9.5	9.6	10.0	10.5
	9.6	9.9	10.1	10.4	10.9	9.0	9.3	9.5	9.8	10.3
	9.5	9.8	10.0	10.3	10.9	8.9	9.2	9.5	9.7	10.3
Variations with the objerver position at spacings										
S=1.0H	0.0/0.0					0.0/0.0				
S=1.5H	0.0/0.0					0.0/0.0				
S=2.0H	8.0/0.0					8.5/0.0				
Reduced UGR Table:										
Nordic Standard Table:	BK0					BK0				
Correction Value	0.1					0.1				

o the CIE Pub.117, data has been corrected, refers to the lamp's lumens 8.2flm.

IES Indoor Report

Photometric Filename:WL02-09-XX-01 3000K RA90 24D.IES

Candela Tabulation

V/H	C0.0	C90.0	C180.0	C270.0
γ 0.0	5084.77	5084.77	5084.77	5084.77
γ 1.0	5021.10	4910.93	5141.10	5069.33
γ 2.0	4863.80	4759.87	5109.38	5054.03
γ 3.0	4658.56	4570.17	5013.47	4969.75
γ 4.0	4418.10	4313.61	4834.51	4809.13
γ 5.0	4134.01	3997.14	4615.04	4579.09
γ 6.0	3775.59	3614.29	4349.48	4310.80
γ 7.0	3367.64	3178.15	4034.77	4001.29
γ 8.0	2919.32	2725.59	3660.80	3642.90
γ 9.0	2462.13	2279.18	3232.41	3237.46
γ 10.0	2035.21	1864.77	2772.99	2812.54
γ 11.0	1641.87	1498.95	2310.88	2374.71
γ 12.0	1292.77	1189.22	1878.48	1947.02
γ 13.0	1013.02	942.54	1482.00	1552.98
γ 14.0	797.72	751.33	1152.82	1208.59
γ 15.0	633.33	604.35	893.75	927.73
γ 16.0	510.60	491.83	699.34	713.35
γ 17.0	420.49	406.12	554.71	559.79
γ 18.0	351.03	339.30	447.50	448.58
γ 19.0	297.81	287.08	366.76	366.95
γ 20.0	255.56	246.05	305.56	306.09
γ 21.0	221.50	213.14	257.88	258.83
γ 22.0	193.79	186.56	219.79	221.36
γ 23.0	170.60	164.22	188.97	190.78
γ 24.0	151.41	146.09	163.41	165.99
γ 25.0	135.27	130.12	141.91	144.62
γ 26.0	121.60	116.78	123.87	126.82
γ 27.0	109.54	104.96	108.75	111.21
γ 28.0	99.10	94.93	95.49	98.14
γ 29.0	89.98	85.99	84.46	87.04
γ 30.0	81.92	78.03	75.09	77.38
γ 31.0	74.78	70.72	67.01	69.12
γ 32.0	68.22	64.33	60.10	62.14
γ 33.0	62.34	58.68	54.17	56.20
γ 34.0	56.94	53.36	49.19	50.91
γ 35.0	52.06	48.64	44.96	46.54
γ 36.0	47.52	44.44	41.44	42.89
γ 37.0	43.60	40.69	38.24	39.55
γ 38.0	39.86	37.27	35.43	36.77
γ 39.0	36.47	33.99	32.93	34.26
γ 40.0	33.35	31.06	30.57	32.01
γ 41.0	30.69	28.43	28.60	29.93
γ 42.0	28.15	26.12	26.76	28.08
γ 43.0	25.82	23.87	25.05	26.43
γ 44.0	23.70	21.80	23.50	24.64
γ 45.0	21.73	19.94	21.90	23.24
γ 46.0	19.95	18.16	20.42	21.63

Candela Tabulation - (Cont.)

V/H	C0.0	C90.0	C180.0	C270.0
γ 47.0	18.25	16.62	18.98	20.19
γ 48.0	16.74	15.17	17.59	18.79
γ 49.0	15.32	13.77	16.37	17.50
γ 50.0	14.07	12.54	15.09	16.18
γ 51.0	12.84	11.33	13.85	14.90
γ 52.0	11.80	10.32	12.79	13.77
γ 53.0	10.66	9.28	11.68	12.76
γ 54.0	9.66	8.34	10.82	11.75
γ 55.0	8.81	7.47	9.89	10.72
γ 56.0	7.99	6.70	9.05	9.92
γ 57.0	7.13	5.96	8.27	9.18
γ 58.0	6.43	5.09	7.46	8.30
γ 59.0	5.68	4.37	6.72	7.51
γ 60.0	4.98	3.69	5.96	6.85
γ 61.0	4.35	3.10	5.30	6.07
γ 62.0	3.70	2.43	4.61	5.43
γ 63.0	3.06	1.84	3.97	4.69
γ 64.0	2.48	1.28	3.34	4.01
γ 65.0	1.92	0.67	2.66	3.41
γ 66.0	1.41	0.12	2.04	2.74
γ 67.0	0.83	0.00	1.51	2.18
γ 68.0	0.25	0.00	0.89	1.63
γ 69.0	0.00	0.00	0.28	1.03
γ 70.0	0.00	0.00	0.00	0.43
γ 71.0	0.00	0.00	0.00	0.00
γ 72.0	0.00	0.00	0.00	0.00
γ 73.0	0.00	0.00	0.00	0.00
γ 74.0	0.00	0.00	0.00	0.00
γ 75.0	0.00	0.00	0.00	0.00
γ 76.0	0.00	0.00	0.00	0.00
γ 77.0	0.00	0.00	0.00	0.00
γ 78.0	0.00	0.00	0.00	0.00
γ 79.0	0.00	0.00	0.00	0.00
γ 80.0	0.00	0.00	0.00	0.00
γ 81.0	0.00	0.00	0.00	0.00
γ 82.0	0.00	0.00	0.00	0.00
γ 83.0	0.00	0.00	0.00	0.00
γ 84.0	0.00	0.00	0.00	0.00
γ 85.0	0.00	0.00	0.00	0.00
γ 86.0	0.00	0.00	0.00	0.00
γ 87.0	0.00	0.00	0.00	0.00
γ 88.0	0.00	0.00	0.00	0.00
γ 89.0	0.00	0.00	0.00	0.00
γ 90.0	0.00	0.00	0.00	0.00
γ 91.0	0.00	0.00	0.00	0.00
γ 92.0	0.00	0.00	0.00	0.00
γ 93.0	0.00	0.00	0.00	0.00

Candela Tabulation - (Cont.)

V/H	C0.0	C90.0	C180.0	C270.0
γ 94.0	0.00	0.00	0.00	0.00
γ 95.0	0.00	0.00	0.00	0.00
γ 96.0	0.00	0.00	0.00	0.00
γ 97.0	0.00	0.00	0.00	0.00
γ 98.0	0.00	0.00	0.00	0.00
γ 99.0	0.00	0.00	0.00	0.00
γ 100.0	0.00	0.00	0.00	0.00
γ 101.0	0.00	0.00	0.00	0.00
γ 102.0	0.00	0.00	0.00	0.00
γ 103.0	0.00	0.00	0.00	0.00
γ 104.0	0.00	0.00	0.00	0.00
γ 105.0	0.00	0.00	0.00	0.00
γ 106.0	0.00	0.00	0.00	0.00
γ 107.0	0.00	0.00	0.00	0.00
γ 108.0	0.00	0.00	0.00	0.00
γ 109.0	0.00	0.00	0.00	0.00
γ 110.0	0.00	0.00	0.00	0.00
γ 111.0	0.00	0.00	0.00	0.00
γ 112.0	0.00	0.00	0.00	0.00
γ 113.0	0.00	0.00	0.00	0.00
γ 114.0	0.00	0.00	0.00	0.00
γ 115.0	0.00	0.00	0.00	0.00
γ 116.0	0.00	0.00	0.00	0.00
γ 117.0	0.00	0.00	0.00	0.00
γ 118.0	0.00	0.00	0.00	0.00
γ 119.0	0.00	0.00	0.00	0.00
γ 120.0	0.00	0.00	0.00	0.00
γ 121.0	0.00	0.00	0.00	0.00
γ 122.0	0.00	0.00	0.00	0.00
γ 123.0	0.00	0.00	0.00	0.00
γ 124.0	0.00	0.00	0.00	0.00
γ 125.0	0.00	0.00	0.00	0.00
γ 126.0	0.00	0.00	0.00	0.00
γ 127.0	0.00	0.00	0.00	0.00
γ 128.0	0.00	0.00	0.00	0.00
γ 129.0	0.00	0.00	0.00	0.00
γ 130.0	0.00	0.00	0.00	0.00
γ 131.0	0.00	0.00	0.00	0.00
γ 132.0	0.00	0.00	0.00	0.00
γ 133.0	0.00	0.00	0.00	0.00
γ 134.0	0.00	0.00	0.00	0.00
γ 135.0	0.00	0.00	0.00	0.00
γ 136.0	0.00	0.00	0.00	0.00
γ 137.0	0.00	0.00	0.00	0.00
γ 138.0	0.00	0.00	0.00	0.00
γ 139.0	0.00	0.00	0.00	0.00
γ 140.0	0.00	0.00	0.00	0.00

Candela Tabulation - (Cont.)

V/H	C0.0	C90.0	C180.0	C270.0
γ 141.0	0.00	0.00	0.00	0.00
γ 142.0	0.00	0.00	0.00	0.00
γ 143.0	0.00	0.00	0.00	0.00
γ 144.0	0.00	0.00	0.00	0.00
γ 145.0	0.00	0.00	0.00	0.00
γ 146.0	0.00	0.00	0.00	0.00
γ 147.0	0.00	0.00	0.00	0.00
γ 148.0	0.00	0.00	0.00	0.00
γ 149.0	0.00	0.00	0.00	0.00
γ 150.0	0.00	0.00	0.00	0.00
γ 151.0	0.00	0.00	0.00	0.00
γ 152.0	0.00	0.00	0.00	0.00
γ 153.0	0.00	0.00	0.00	0.00
γ 154.0	0.00	0.00	0.00	0.00
γ 155.0	0.00	0.00	0.00	0.00
γ 156.0	0.00	0.00	0.00	0.00
γ 157.0	0.00	0.00	0.00	0.00
γ 158.0	0.00	0.00	0.00	0.00
γ 159.0	0.00	0.00	0.00	0.00
γ 160.0	0.00	0.00	0.00	0.00
γ 161.0	0.00	0.00	0.00	0.00
γ 162.0	0.00	0.00	0.00	0.00
γ 163.0	0.00	0.00	0.00	0.00
γ 164.0	0.00	0.00	0.00	0.00
γ 165.0	0.00	0.00	0.00	0.00
γ 166.0	0.00	0.00	0.00	0.00
γ 167.0	0.00	0.00	0.00	0.00
γ 168.0	0.00	0.00	0.00	0.00
γ 169.0	0.00	0.00	0.00	0.00
γ 170.0	0.00	0.00	0.00	0.00
γ 171.0	0.00	0.00	0.00	0.00
γ 172.0	0.00	0.00	0.00	0.00
γ 173.0	0.00	0.00	0.00	0.00
γ 174.0	0.00	0.00	0.00	0.00
γ 175.0	0.00	0.00	0.00	0.00
γ 176.0	0.00	0.00	0.00	0.00
γ 177.0	0.00	0.00	0.00	0.00
γ 178.0	0.00	0.00	0.00	0.00
γ 179.0	0.00	0.00	0.00	0.00
γ 180.0	0.00	0.00	0.00	0.00
